

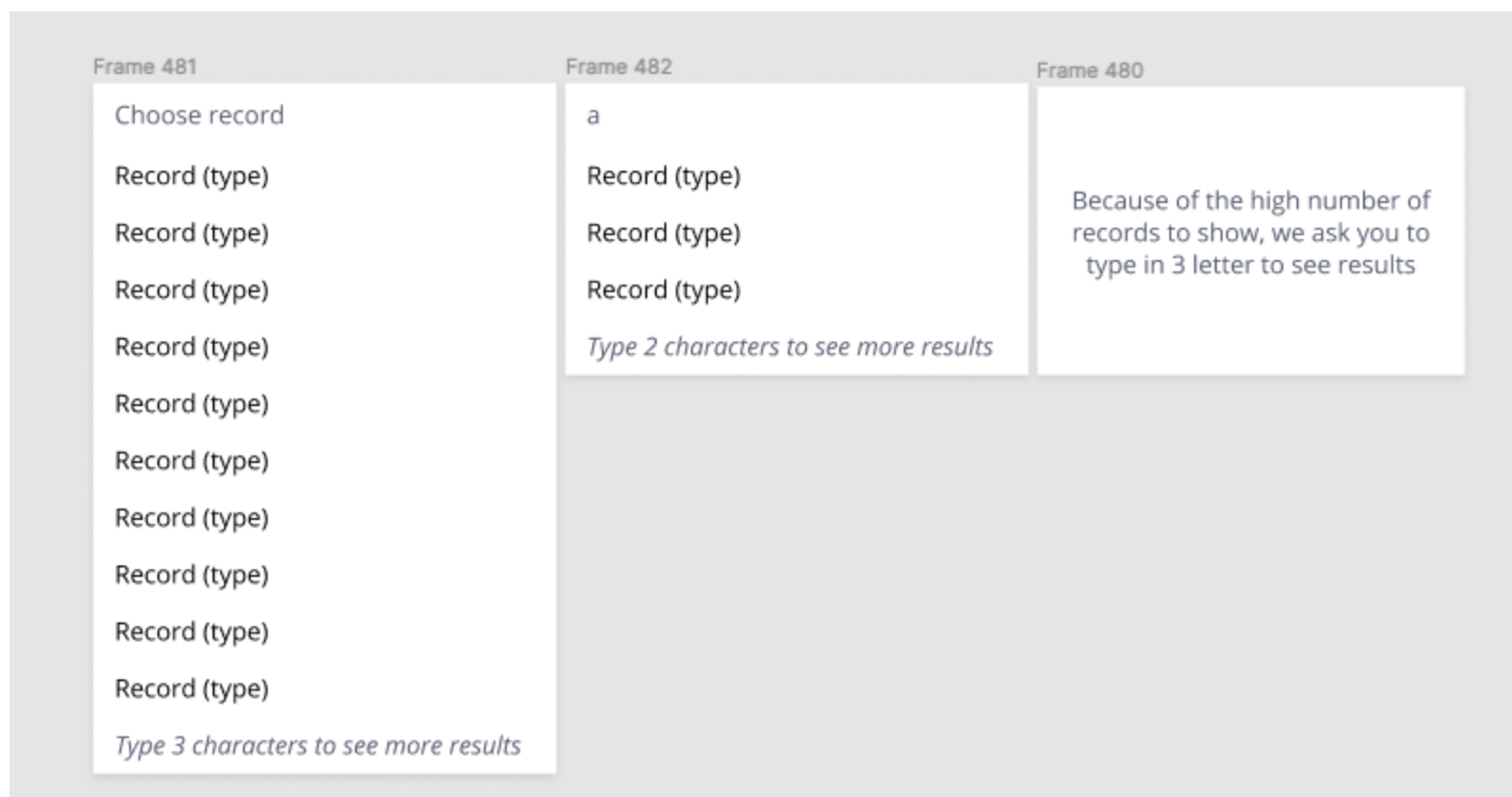
Daitan Notes

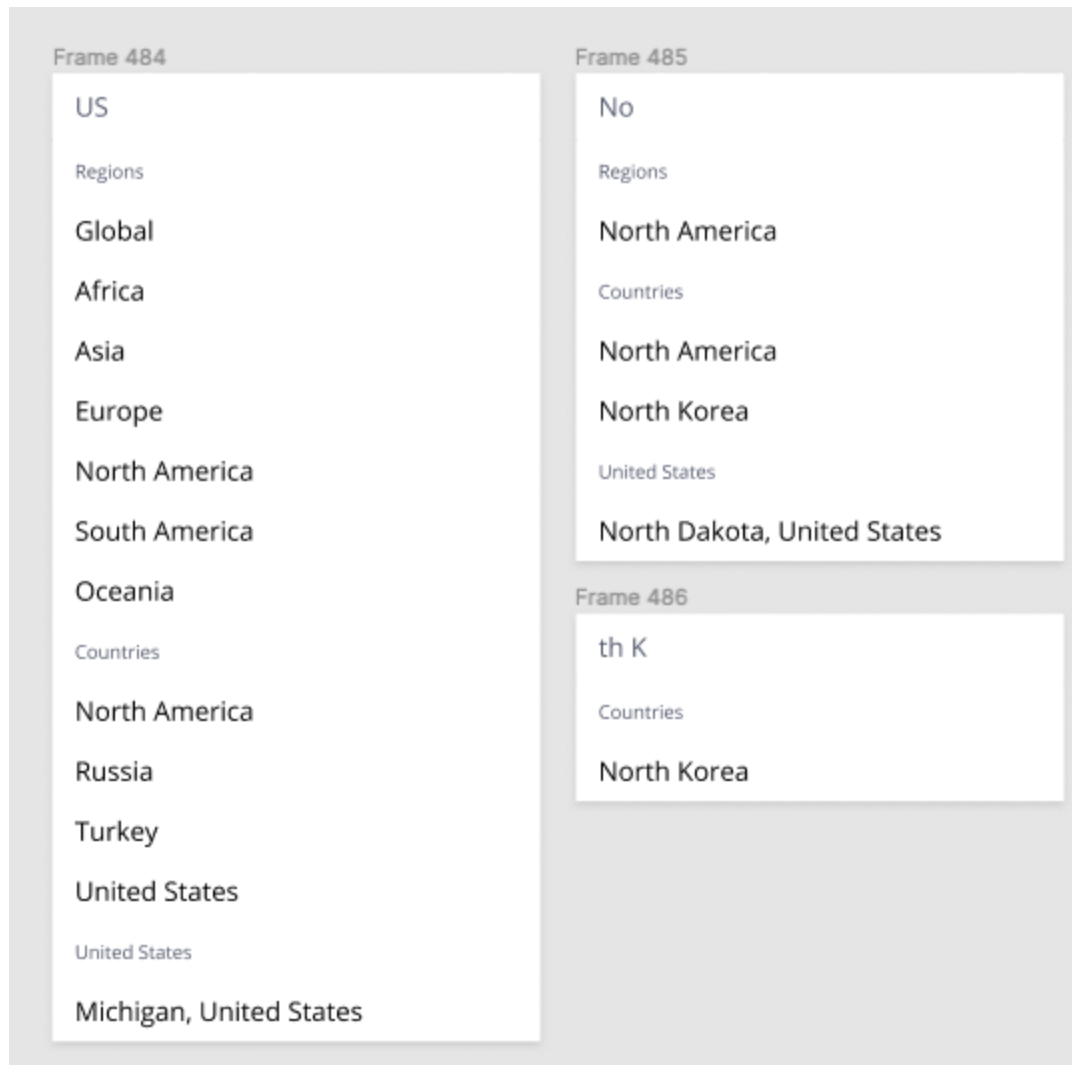
Colors and Spacing

- Graphs will use a predefined list of colors, but what happens when more items than colors and you will have repeated colors?
- Spacing is in 8px increments
- To assign colors to resources, while summing the Decision list you can start to map them out
 - *Celso suggested this, but more talks to happen about mapping colors*

Dropdowns

- There are examples of new dropdowns, did designers check off on them? If new, is that ok?
 - (Need to get a multiselect example, they look radically different than the examples below)
 - This explores how one might filter a list where all data is to be fetched, but what if we have a batch of it locally already? Can we click the filter and it already populates with What It Knows?





•

Graphs

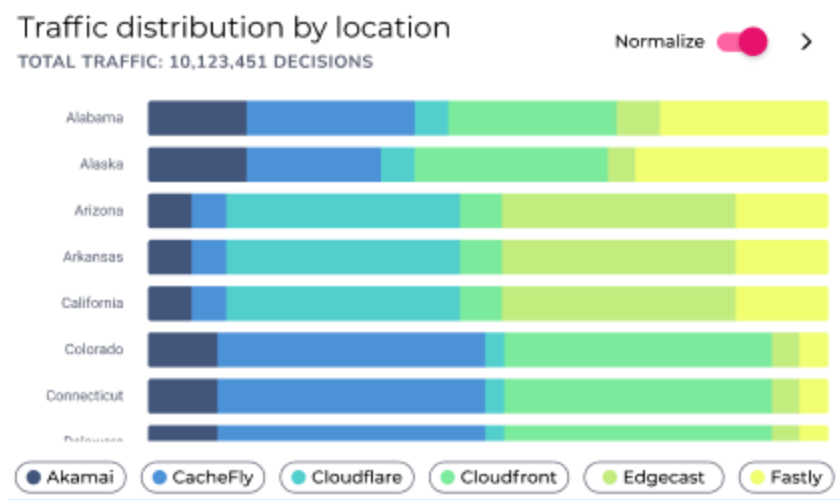
- Has a legend and legend chips/pills
 - Pill overflow just shows the last pill as (5 more)



- Line, Bar, and Map type
- How to handle All 100%, and not show a single flat color line?
(image isn't that, but imagine it.. with a single say green line, tho multiple resources)



- Start blank with set height and then populate?
- What are the loading states of graphs?
- Suggest bar graph is scrollable by showing the last_row+1 at half height, suggest it scrolls



Filters

- localStorage persistence?

Load Times

- End Points
 - Pulsar Records?
 - Locations?
 - ASNs?
- Celso would like some example measurements
- Ask James what are definitely expensive requests from the list above

Traffic Distribution

- Availability
 - Top row is the total/sum
 - Round up to nearest .. thousandth?